



THE BEST

LIGHT AFTER THE SUNSET

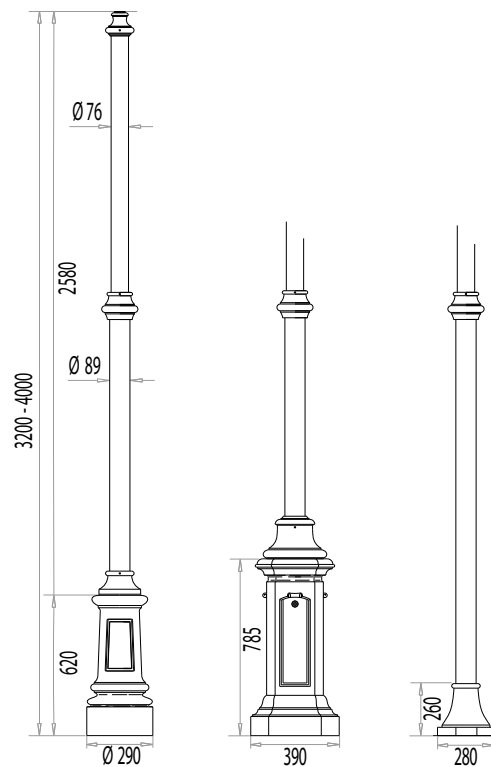
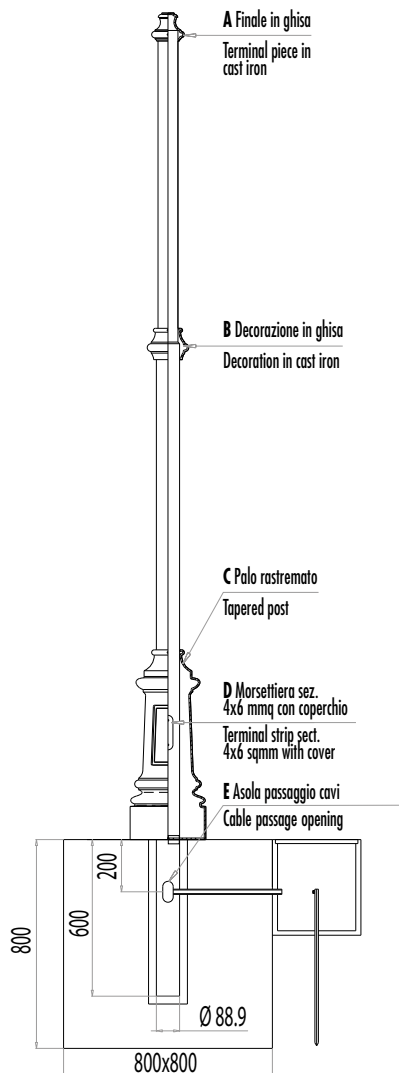
LIGHT

VISION

VASARI

ARTISTICO | DECORATIVE

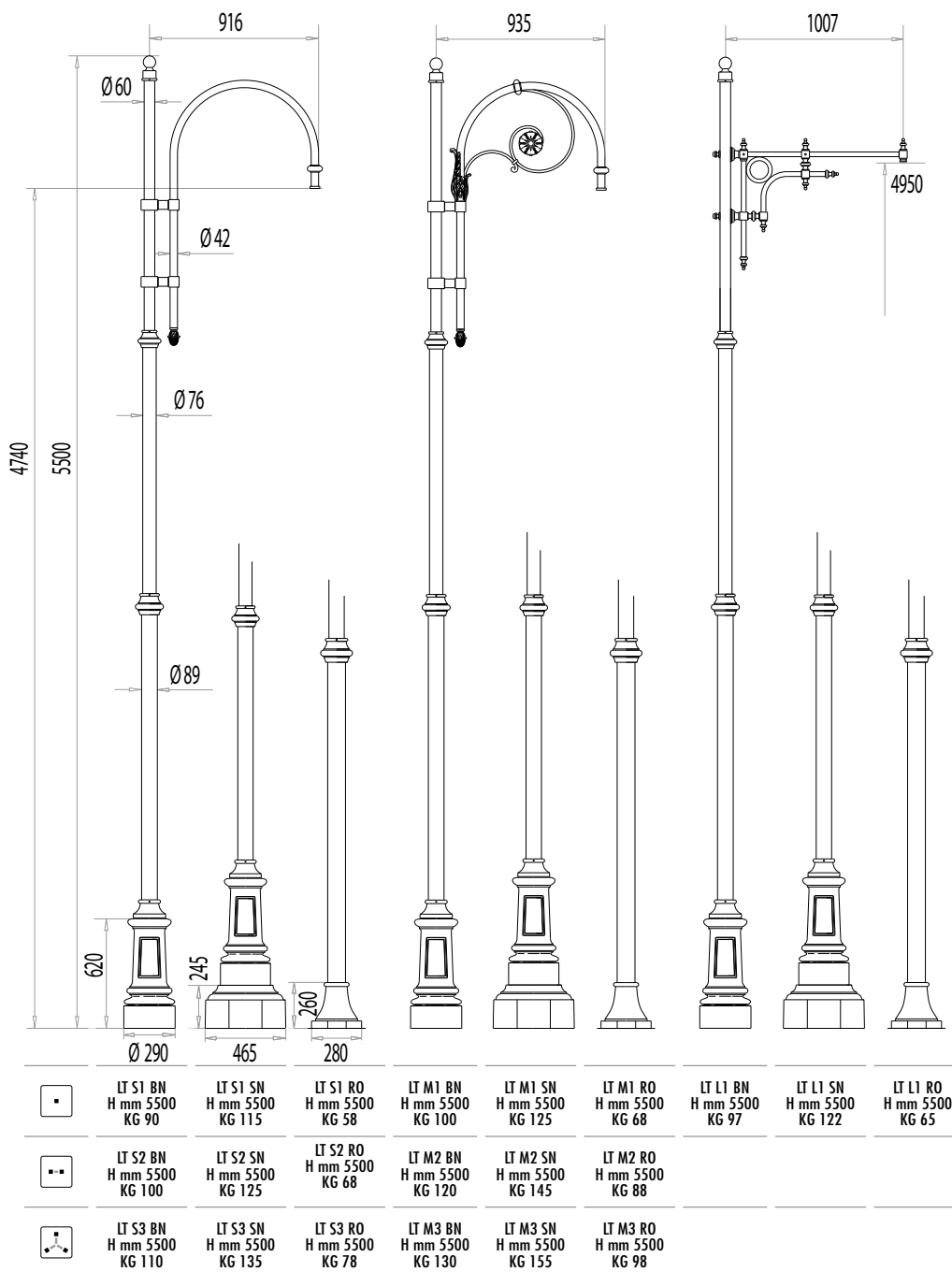


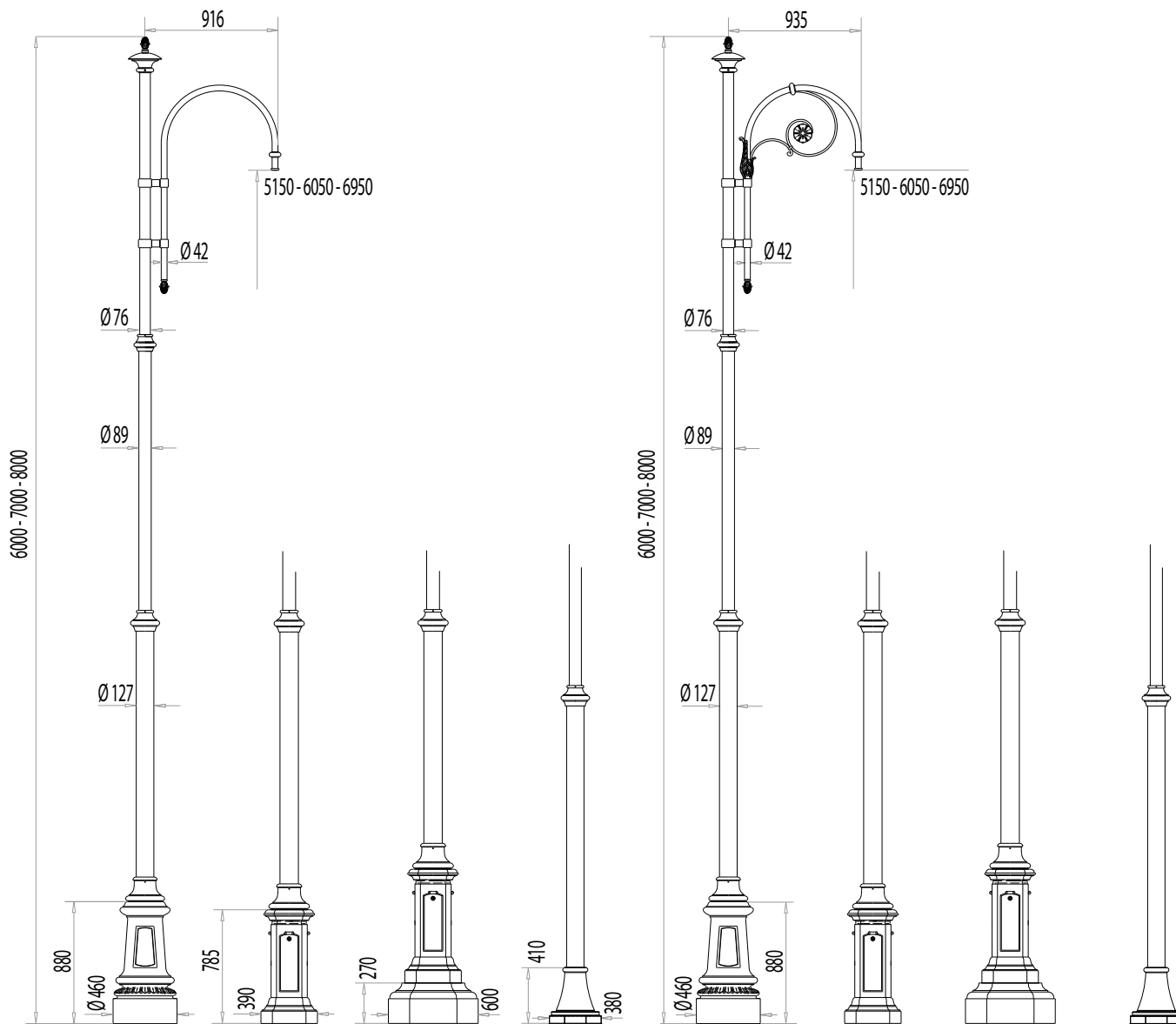


■	LT A1 BN H mm 3200/4000 KG 65/70	LT A1 BO H mm 3200/4000 KG 115/120	LT A1 RO H mm 3200/4000 KG 40/45
---	----------------------------------------	------------------------------------------	----------------------------------------

Modelli depositati | Registered design - Scala | Scale 1:30

SISTEMA: BRACCIO + PALO | SYSTEM: BRACKET + POLE

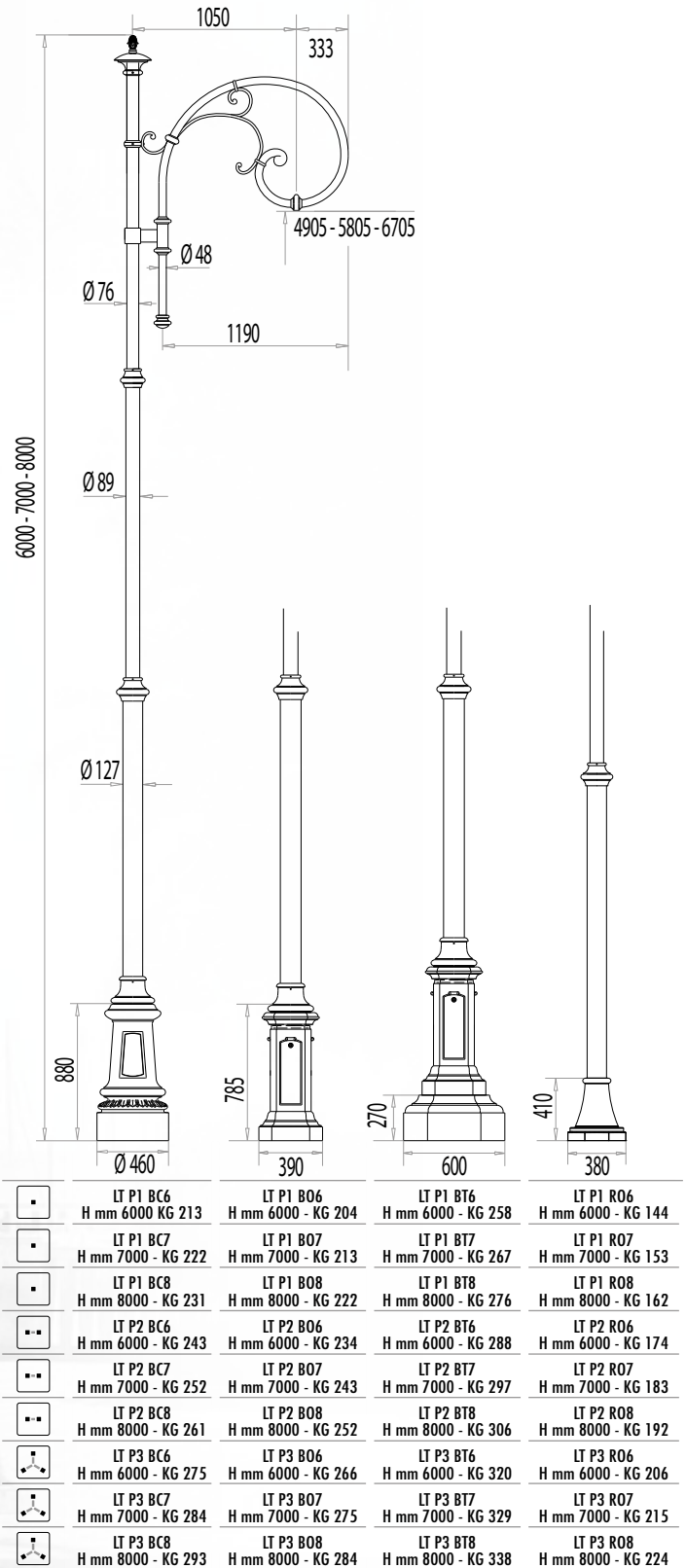


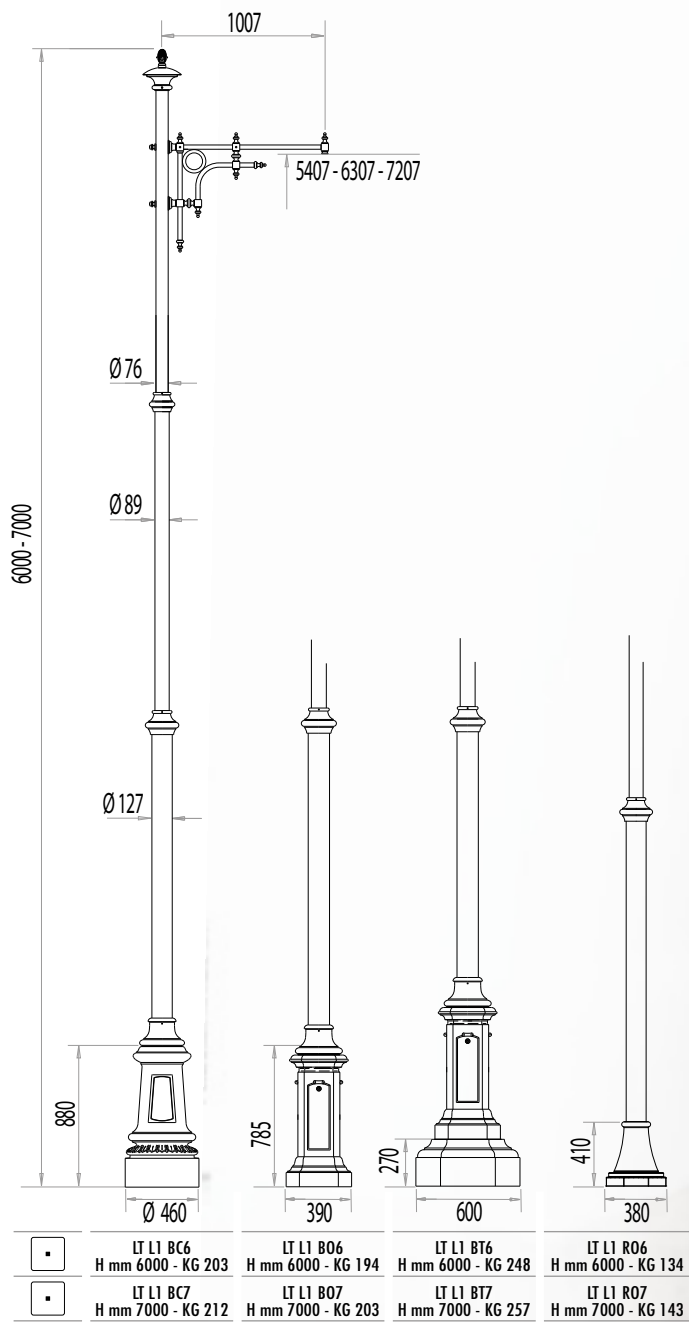


□	LT S1 BC6 H mm 6000 - KG 197	LT S1 B06 H mm 6000 - KG 188	LT S1 BT6 H mm 6000 - KG 242	LT S1 R06 H mm 6000 - KG 128	LT M1 BC6 H mm 6000 - KG 206	LT M1 B06 H mm 6000 - KG 197	LT M1 BT6 H mm 6000 - KG 251	LT M1 R06 H mm 6000 - KG 137
□	LT S1 BC7 H mm 7000 - KG 206	LT S1 B07 H mm 7000 - KG 197	LT S1 BT7 H mm 7000 - KG 251	LT S1 R07 H mm 7000 - KG 135	LT M1 BC7 H mm 7000 - KG 215	LT M1 B07 H mm 7000 - KG 206	LT M1 BT7 H mm 7000 - KG 260	LT M1 R07 H mm 7000 - KG 146
□	LT S1 BC8 H mm 8000 - KG 215	LT S1 B08 H mm 8000 - KG 206	LT S1 BT8 H mm 8000 - KG 260	LT S1 R08 H mm 8000 - KG 146	LT M1 BC8 H mm 8000 - KG 224	LT M1 B08 H mm 8000 - KG 215	LT M1 BT8 H mm 8000 - KG 269	LT M1 R08 H mm 8000 - KG 155
□	LT S2 BC6 H mm 6000 - KG 210	LT S2 B06 H mm 6000 - KG 201	LT S2 BT6 H mm 6000 - KG 255	LT S2 R06 H mm 6000 - KG 150	LT M2 BC6 H mm 6000 - KG 228	LT M2 B06 H mm 6000 - KG 219	LT M2 BT6 H mm 6000 - KG 273	LT M2 R06 H mm 6000 - KG 159
□	LT S2 BC7 H mm 7000 - KG 219	LT S2 B07 H mm 7000 - KG 210	LT S2 BT7 H mm 7000 - KG 264	LT S2 R07 H mm 7000 - KG 159	LT M2 BC7 H mm 7000 - KG 237	LT M2 B07 H mm 7000 - KG 228	LT M2 BT7 H mm 7000 - KG 282	LT M2 R07 H mm 7000 - KG 168
□	LT S2 BC8 H mm 8000 - KG 228	LT S2 B08 H mm 8000 - KG 219	LT S2 BT8 H mm 8000 - KG 273	LT S2 R08 H mm 8000 - KG 168	LT M2 BC8 H mm 8000 - KG 246	LT M2 B08 H mm 8000 - KG 237	LT M2 BT8 H mm 8000 - KG 291	LT M2 R08 H mm 8000 - KG 177
□	LT S3 BC6 H mm 6000 - KG 227	LT S3 B06 H mm 6000 - KG 218	LT S3 BT6 H mm 6000 - KG 272	LT S3 R06 H mm 6000 - KG 158	LT M3 BC6 H mm 6000 - KG 254	LT M3 B06 H mm 6000 - KG 245	LT M3 BT6 H mm 6000 - KG 299	LT M3 R06 H mm 6000 - KG 185
□	LT S3 BC7 H mm 7000 - KG 236	LT S3 B07 H mm 7000 - KG 227	LT S3 BT7 H mm 7000 - KG 281	LT S3 R07 H mm 7000 - KG 167	LT M3 BC7 H mm 7000 - KG 263	LT M3 B07 H mm 7000 - KG 254	LT M3 BT7 H mm 7000 - KG 308	LT M3 R07 H mm 7000 - KG 194
□	LT S3 BC8 H mm 8000 - KG 245	LT S3 B08 H mm 8000 - KG 236	LT S3 BT8 H mm 8000 - KG 290	LT S3 R08 H mm 8000 - KG 176	LT M3 BC8 H mm 8000 - KG 272	LT M3 B08 H mm 8000 - KG 263	LT M3 BT8 H mm 8000 - KG 317	LT M3 R08 H mm 8000 - KG 203

Modelli depositati | Registered design - Scala | Scale 1:40

SISTEMA: BRACCIO + PALO | SYSTEM: BRACKET + POLE





FIDENZA OUTLET SHOPPING (ITALY)

VASARI Series Apparecchio installato | Installed luminaire





OUTLET
SHOPPING